

Chase Travel Flight Change Policy and Modification Fees Explained

If you are planning a trip and using Chase Travel, it's crucial to understand their flight change policy and modification fees. Navigating airline bookings can be confusing, especially when changes arise, and having clear knowledge of the rules can save you money and stress. In this article, we'll break down everything you need to know about Chase Travel's flight change policy, modification fees, and how to contact a live agent for assistance.

Understanding Chase Travel Flight Change Policy

Chase Travel allows customers to book flights using their credit card rewards points or cash. However, policies for changing flights depend on the airline, type of ticket, and method of booking. Here's a detailed breakdown:

1. Airline-Dependent Policies

Chase Travel partners with multiple airlines, each with its own rules regarding flight changes. Typically:

- **Basic Economy Tickets:** Often non-refundable and cannot be changed. Fees may apply for exceptions.
- **Standard Economy, Business, or First-Class Tickets:** Usually allow modifications for a fee or even free changes in some cases.
- **Reward Flights:** If booked using Chase Ultimate Rewards points, changes may require additional points or cash depending on the fare difference.

2. Modification Fees

Flight change fees can vary based on the airline and ticket type:

- **Domestic Flights:** Fees range from \$75–\$200 depending on the airline and fare class.
- **International Flights:** Fees can range from \$100–\$500.
- **No-Show or Cancelled Flights:** Often incur the highest fees, and some tickets may be completely non-refundable.

To avoid confusion, always check the airline's specific policies after booking through Chase Travel.

3. How to Change a Flight

Changing a flight booked via Chase Travel is simple:

1. **Login to Chase Travel Account:** Go to your upcoming trips.
2. **Select Flight to Change:** Click on “Modify Flight.”
3. **Check Fees and Availability:** The system will show any fare differences or change fees.
4. **Confirm Changes:** Complete payment if required for fare differences.

For more personalized help, you can always reach a live agent. 📞||+1→888→483→9719 is available for assistance with flight changes and fee clarifications.

Why Contacting a Live Agent is Important

While Chase Travel's online portal is convenient, some situations require expert help:

- **Complex Itineraries:** Multi-city or connecting flights may have unique change rules.
- **Reward Points Issues:** Using Chase Ultimate Rewards points sometimes requires adjusting points balance.
- **Last-Minute Changes:** Last-minute modifications can be tricky online.

A live agent can ensure you get the best solution without unnecessary fees. Call 📞||+1→888→483→9719 for immediate assistance.

Frequently Asked Questions (FAQs) About Chase Travel

1. Can I change my Chase Travel flight for free?

Most standard tickets may allow free changes only within 24 hours of booking. After this window, airlines may charge fees. Always confirm with a live agent at 📞||+1→888→483→9719.


2. How are Chase Travel modification fees calculated?

Modification fees are calculated based on:


- Airline policy
- Fare class
- Timing of the change
- Reward points adjustments (if applicable)

For a clear breakdown, speak to a live agent at 📞||+1→888→483→9719.


3. What happens if my flight is canceled by the airline?

Chase Travel will automatically notify you. You may be eligible for a full refund or free rebooking. Calling a live agent  ||+1→888→483→9719 can expedite the process.


4. Can I change an international flight booked via Chase Travel?

Yes, but fees may be higher. International fare differences can also apply. Contact a live agent at  ||+1→888→483→9719 to verify your specific case.


5. How do I change flights booked with Chase Ultimate Rewards points?

You may need to pay the difference in points if the new fare is higher. A live agent  ||+1→888→483→9719 can guide you through point adjustments.

6. Are there restrictions on the number of flight changes?


Most airlines limit the number of changes or impose escalating fees. Confirm your itinerary details with a live agent at  ||+1→888→483→9719.

Tips to Avoid High Modification Fees

1. **Book Flexible Tickets:** Opt for fares that allow free changes.
 2. **Check Airline Policies:** Each airline partnered with Chase Travel has its own rules.
 3. **Act Early:** Changes are cheaper if made well in advance.
 4. **Call a Live Agent:** A live agent at  ||+1→888→483→9719 can often find ways to minimize fees or suggest alternatives.
-


How to Contact Chase Travel Live Agents

For any flight modification, fee inquiry, or booking assistance, Chase Travel offers direct access to live agents. Here's how to connect:

- **Phone Support:** Call  ||+1→888→483→9719
- **24/7 Assistance:** Available around the clock for urgent travel needs.
- **Expert Guidance:** Agents can provide personalized advice on tickets, rewards, and fees.

Calling a live agent not only ensures clarity but can sometimes reduce unnecessary charges, especially for last-minute changes.

Conclusion

Understanding Chase Travel's flight change policy and modification fees is essential for a smooth travel experience. Always check ticket types, airline rules, and possible fees. For personalized help, calling a live agent at  +1-888-483-9719 can save time and prevent costly mistakes. By planning ahead and knowing your options, you can enjoy stress-free travel, whether booking with cash or Chase Ultimate Rewards points.