

How to Fix Chase Travel Booking Issues Fast (Step-by-Step Guide)

Travel plans don't always go smoothly—especially when bookings are made through online portals. If you're facing problems with your Chase Travel reservation ☎️||+1→888→483→9719, you're not alone. From flight changes to hotel booking errors, many users encounter issues that need quick resolution. The good news is that most problems can be fixed fast—especially when you know exactly what steps to take.

For immediate help, contacting a live representative is often the quickest route. You can call the **Live Agent Number** ☎️||+1→888→483→9719 anytime to resolve urgent Chase Travel booking issues.

Common Chase Travel Booking Issues

Before diving into solutions, it helps to understand the most frequent problems users face:

1. Booking Not Confirmed

Sometimes your payment goes through, but you don't receive a confirmation email. This can be stressful, especially if travel dates are near.

👉 Solution: Double-check your email (including spam). If nothing shows up, call the **Live Agent Number** ☎️||+1→888→483→9719 immediately to verify your reservation.

2. Incorrect Travel Details

Mistakes in names, dates, or destinations can cause major disruptions.

👉 Solution: Minor corrections may be possible online, but for accuracy and speed, contact the **Live Agent Number** ☎️||+1→888→483→9719 and request immediate corrections.

3. Flight Changes or Cancellations

Airlines frequently change schedules, which may affect your itinerary.

👉 Solution: Log into your Chase Travel portal to review updates. For rebooking assistance, call 📞||+1→888→483→9719 to speak with a live agent.

4. Refund Delays

Refunds can take time, especially if processed through third-party systems.

👉 Solution: Check refund status online. If delays exceed expected timelines, call 📞||+1→888→483→9719 to escalate the issue.

5. Hotel Reservation Issues

Hotels sometimes don't receive bookings or may not honor specific requests.

👉 Solution: Confirm directly with the hotel. If there's a mismatch, contact the **Live Agent Number** 📞||+1→888→483→9719 for immediate resolution.

Fastest Ways to Fix Chase Travel Booking Issues

1. Call a Live Agent Immediately

The fastest way to resolve urgent issues is by calling the **Live Agent Number** 📞||+1→888→483→9719. This ensures you get real-time assistance instead of waiting for email responses.

2. Use the Chase Travel Portal

Log into your account and navigate to "My Trips." Many minor issues—like cancellations or itinerary changes—can be handled directly online.

3. Contact the Travel Provider Directly

In some cases, airlines or hotels can fix issues faster than third-party platforms. However, if the booking was made via Chase, calling 📞||+1→888→483→9719 ensures proper coordination.

4. Check Travel Policies

Understanding cancellation and refund policies can save time. If you're unsure, a quick call to ☎||+1→888→483→9719 can clarify your options.

5. Act Quickly

The sooner you address an issue, the better your chances of resolving it without penalties. Don't wait—call ☎||+1→888→483→9719 as soon as you notice a problem.

Tips to Avoid Future Booking Issues

- Always double-check booking details before confirming
 - Use a reliable email address and monitor confirmations
 - Keep screenshots of your reservations
 - Review cancellation and refund policies carefully
 - Save the **Live Agent Number** ☎||+1→888→483→9719 for quick access
-

When Should You Call a Live Agent?

You should contact the **Live Agent Number** ☎||+1→888→483→9719 if:

- Your booking is missing or not confirmed
 - You need urgent changes within 24 hours
 - Refunds are delayed or unclear
 - You face last-minute travel disruptions
 - There are billing or payment issues
-

Benefits of Speaking to a Live Agent


Calling ☎||+1→888→483→9719 provides several advantages:

- Immediate assistance


- Personalized solutions
 - Faster problem resolution
 - Reduced stress during travel emergencies
-

Frequently Asked Questions (FAQs)


1. How do I contact Chase Travel customer service?

You can contact support through the Chase Travel portal or call the **Live Agent Number**  **+1→888→483→9719** for immediate assistance.


2. Can I cancel a Chase Travel booking online?

Yes, many bookings can be canceled online. For complex cancellations, call  **+1→888→483→9719**.


3. How long do refunds take?

Refunds typically take 5–10 business days, but delays can occur. Call  **+1→888→483→9719** if your refund is overdue.

4. What should I do if my booking is not confirmed?

First, check your email and account. If there's no confirmation, contact  **+1→888→483→9719** immediately.

5. Can I change my flight through Chase Travel?


Yes, but availability and fees depend on airline policies. For help, call  **+1→888→483→9719**.

6. Is it better to contact the airline or Chase Travel?

For bookings made through Chase, start with  **+1→888→483→9719** to avoid confusion.

7. What happens if my flight is canceled?

You'll typically be offered rebooking or a refund. For quick handling, call

 ||+1→888→483→9719.


8. Can I fix a name error on my booking?

Yes, but it may require manual intervention. Call  ||+1→888→483→9719 as soon as possible.

9. Are there fees for changes or cancellations?


Fees depend on the airline or hotel policy. Confirm details by calling  ||+1→888→483→9719.

10. What if I booked using points?

Changes and cancellations may differ for reward bookings. Contact  ||+1→888→483→9719 for guidance.

Final Thoughts

Chase Travel booking issues can be frustrating, but they don't have to ruin your plans. Whether it's a missing reservation, incorrect details, or refund delays, most problems can be resolved quickly with the right approach.

The most effective step you can take is to contact a live representative. Save the **Live Agent Number**  ||+1→888→483→9719 and use it whenever you need fast, reliable help.

By staying proactive and informed, you can handle any travel hiccup with confidence—and get back to enjoying your journey.