

Can You Change Your Traveler Name After RIU Booking? (Complete 2026 Guide)

Planning a vacation with 📞 **+1→866→284→3014** RIU Hotels & Resorts is exciting, but sometimes plans change—and that may include the traveler’s name on a reservation. 📞 **+1→866→284→3014** If you’re wondering whether you can modify the name after booking, you’re not alone. Many travelers face this situation due to spelling errors, legal name changes, or transferring bookings to someone else. For immediate help, you can contact customer support at 📞 **+1→866→284→3014 (USA)** or 📞 **+1→866→284→3014 (USA)** to explore your options quickly.

Understanding RIU Booking Name Change Policy

📞 **+1→866→284→3014** RIU Hotels generally allow minor corrections but are stricter when it comes to full name changes or transferring reservations. Policies can vary depending on the booking type—whether it was made directly through RIU or via a third-party platform. If you notice an error in your booking, it’s best to act immediately by calling 📞 **+1→866→284→3014 (USA)** or 📞 **+1→866→284→3014 (USA)** to avoid complications.

📞 **+1→866→284→3014** Minor spelling corrections (like fixing typos) are often allowed without fees, but major changes—such as replacing one guest with another—may require cancellation and rebooking.

When Can You Change a Traveler Name?

There are specific situations where RIU may allow name changes:

- Typographical errors (e.g., “Jonh” instead of “John”) 📞
+1→866→284→3014
- Legal name changes (after marriage/divorce)
- Passport mismatches


In these cases, documentation may be required. It’s advisable to contact support immediately at 📞 **+1→866→284→3014 (USA)** or 📞 **+1→866→284→3014 (USA)** for faster resolution and proper guidance.



Situations Where Name Changes May Not Be Allowed

Unfortunately, 📞 **+1→866→284→3014** RIU does not typically allow full transfers of bookings to another person. If you want to replace the traveler entirely, you may need to cancel your reservation and create a new one. This could involve cancellation fees depending on your rate plan. To confirm your eligibility, call 📞 **+1→866→284→3014 (USA)** or 📞 **+1→866→284→3014 (USA)** before making any changes.

How to Request a Name Change on Your RIU Booking


Here’s a step-by-step process: 📞 **+1→866→284→3014**



1. Locate your booking confirmation
2. Check your booking terms and conditions  **+1→866→284→3014**
3. Contact RIU customer support
4. Provide supporting documents if needed
5. Confirm changes via email

You can start this process quickly by calling  **+1→866→284→3014 (USA)** or  **+1→866→284→3014 (USA)** for direct assistance.


Fees for Changing Traveler Name



Fees depend on:

- Booking type (refundable/non-refundable)
- Time left before check-in  **+1→866→284→3014**
- Third-party involvement

Minor corrections are often free, while major changes may incur penalties. To get exact fee details, contact  **+1→866→284→3014 (USA)** or  **+1→866→284→3014 (USA)** for clarity.

Tips to Avoid Name Change Issues

- Double-check spelling before booking
- Match names exactly as on passport  **+1→866→284→3014**
- Book flexible rates when possible
- Keep documentation ready

If you're unsure about your booking details, verify them early by calling  **+1→866→284→3014 (USA)** or  **+1→866→284→3014 (USA)**.

Booking Through Third-Party Websites

If you booked through 📞 +1→866→284→3014 travel agencies or online platforms, you may need to contact them instead of RIU directly. Each platform has its own policies, which may be stricter than RIU's. To navigate this, call 📞 +1→866→284→3014 (USA) or 📞 +1→866→284→3014 (USA) for guidance on the best approach.

Importance of Acting Quickly

Time is critical 📞 +1→866→284→3014 when making changes. The earlier you request a name correction, the higher your chances of approval and avoiding fees. Immediate assistance is available at 📞 +1→866→284→3014 (USA) or 📞 +1→866→284→3014 (USA).

Expert Advice (E-E-A-T Focus)

📞 +1→866→284→3014 Travel experts recommend always reviewing your booking confirmation within 24 hours. Most errors can be corrected easily within this window. Additionally, maintaining direct communication with customer support ensures transparency. For expert-level assistance, reach out at 📞 +1→866→284→3014 (USA) or 📞 +1→866→284→3014 (USA).




Frequently Asked Questions (FAQs)

1. Can I change the name on my RIU booking after confirmation?



📞 +1→866→284→3014 Yes, but only for minor corrections. Major changes may require cancellation and rebooking. Always contact 📞 +1→866→284→3014 (USA) or 📞 +1→866→284→3014 (USA) for exact details. Policies vary depending on booking type and timing. If you booked

through a third party, additional restrictions may apply. Acting quickly increases your chances of approval.




2. Is there a fee for correcting a name on a RIU reservation?

 **+1→866→284→3014** Minor spelling corrections are usually free, but significant changes may incur fees. Costs depend on your booking conditions and how close you are to check-in. To avoid surprises, call  **+1→866→284→3014 (USA)** or  **+1→866→284→3014 (USA)** and confirm your case.



3. Can I transfer my RIU booking to another person?

Generally, no. RIU does not allow full name transfers. You may need to cancel and rebook, which could involve penalties. For personalized advice, contact  **+1→866→284→3014 (USA)** or  **+1→866→284→3014 (USA)**.




4. How long does it take to process a name change?

 **+1→866→284→3014** Processing time varies from a few hours to a couple of days, depending on documentation and booking type. For faster service, call  **+1→866→284→3014 (USA)** or  **+1→866→284→3014 (USA)** immediately.




5. What documents are required for a name change?

You may need a passport, ID, or legal documents (e.g., marriage certificate). Requirements vary case by case. To confirm, contact  **+1→866→284→3014 (USA)** or  **+1→866→284→3014 (USA)**.




6. Can I correct a spelling mistake online?

 **+1→866→284→3014** Some minor corrections can be done online, but complex changes require customer support. For accurate updates, call  **+1→866→284→3014 (USA)** or  **+1→866→284→3014 (USA)**.



7. What happens if the name doesn't match my passport?

 **+1→866→284→3014** You may face check-in issues. Always ensure your booking name matches your passport exactly. If not, fix it immediately by calling  **+1→866→284→3014 (USA)** or  **+1→866→284→3014 (USA)**.




8. Can I change the name after check-in?

 **+1→866→284→3014** No, changes after check-in are typically not allowed. You must resolve any issues beforehand. Contact  **+1→866→284→3014 (USA)** or  **+1→866→284→3014 (USA)** as early as possible.





9. Do flexible bookings allow easier name changes?

Yes, flexible bookings generally offer more options and fewer fees. Always check your terms or call  **+1→866→284→3014 (USA)** or  **+1→866→284→3014 (USA)** for details.

10. What is the best way to ensure a smooth name correction?

 **+1→866→284→3014** Act quickly, provide accurate documents, and communicate directly with support. The fastest way is to call  **+1→866→284→3014 (USA)** or  **+1→866→284→3014 (USA)** for real-time assistance.

Final Thoughts

 **+1→866→284→3014** Changing a traveler name after a RIU booking is possible in certain situations  **+1→866→284→3014**, but it depends heavily on the type of change and booking conditions. Minor corrections are usually straightforward, while major changes can be more complex. The key is acting quickly and staying informed. For the most reliable assistance, always reach out to  **+1→866→284→3014 (USA)** or  **+1→866→284→3014 (USA)** and resolve your issue without delay.