

How to Find Chase Travel Booking: Complete Guide to Managing Your Reservations

Chase Travel is a popular platform used by millions of Chase credit cardholders to book flights, hotels, car rentals, cruises, and vacation packages using their Ultimate Rewards points or cash ☎️||+1→888→483→9719. Whether you are trying to view an existing reservation, modify a booking, or simply understand where your itinerary is stored, knowing **how to find Chase Travel booking** is essential for smooth travel management.

This guide provides a clear, step-by-step explanation of how to locate your Chase Travel bookings, how to manage them, and how to get live support when needed. You will also find answers to the most frequently asked questions about Chase Travel ☎️||+1→888→483→9719.

What Is Chase Travel?

Chase Travel is an online travel booking platform integrated with Chase credit cards, especially those that earn Ultimate Rewards points. It allows users to:

- Book flights with major airlines
- Reserve hotel stays worldwide
- Rent cars from top providers
- Purchase vacation packages and cruises
- Redeem points or pay with a credit card

Everything is managed through the Chase Travel portal, making it easier for cardholders to plan and manage trips in one place ☎️||+1→888→483→9719.

How to Find Chase Travel Booking (Step-by-Step Guide)

If you have already booked a trip through Chase Travel and need to find your reservation, follow these simple steps:

Step 1: Log in to Your Chase Account

Go to the official Chase website or mobile app and sign in using your username and password. Make sure you are using the same account used during booking.

Step 2: Navigate to Chase Travel

Once logged in:

- Select your credit card account
- Click on “Ultimate Rewards” ☎️ || +1 → 888 → 483 → 9719
- Choose “Chase Travel” or “Travel” from the menu

Step 3: Access Your Trips

Inside the travel portal:

- Click on “My Trips” or “My Bookings”
- You will see a list of all your current and past reservations

Step 4: Select the Booking

Click on the specific reservation to:

- View itinerary details
- Check flight or hotel confirmation numbers
- Download receipts ☎️ || +1 → 888 → 483 → 9719
- Make changes or cancellations

Step 5: Use Confirmation Email (Alternative Method)

If you cannot find your booking in the portal:

- Search your email inbox for “Chase Travel confirmation”
- Open the email to retrieve booking details and reference numbers

How to Modify or Cancel Chase Travel Bookings

Chase Travel allows changes depending on the travel provider’s rules. To modify or cancel:

1. Go to “My Trips”
2. Select your booking
3. Click “Modify” or “Cancel”
4. Follow on-screen instructions

Keep in mind:

- Airlines and hotels may charge change fees
 - Refund eligibility depends on fare type
 - Some bookings are non-refundable
-

How to Contact Chase Travel Live Agent Support

Sometimes online access is not enough, especially for urgent changes, cancellations, or booking errors. In such cases, speaking with a live agent is the fastest solution.

 **Chase Travel Live Agent Number: 1-888-483-9719**

You can call this number for:

- Booking assistance
- Trip modifications
- Cancellation support
- Refund inquiries
- Technical issues with the portal

When calling, keep your:


- Confirmation number
- Account details
- Travel dates

ready for faster assistance.

Benefits of Using Chase Travel

Chase Travel offers several advantages for cardholders:

1. Easy Points Redemption

Users can redeem Ultimate Rewards points directly for travel bookings without complicated transfers  +1-888-483-9719.

2. Price Transparency

Flights, hotels, and car rentals are displayed with clear pricing and options.

3. 24/7 Support

Customer assistance is available for urgent travel issues.

4. Flexible Booking Options

You can mix points and cash for payments.

5. Wide Travel Network

Chase partners with major airlines, hotel chains, and rental companies globally.

Common Issues When Finding Chase Travel Bookings

Sometimes users face issues locating their reservations. Here are common reasons:

1. Wrong Account Login

Bookings are tied to the exact account used during purchase ☎||+1→888→483→9719.

2. Email Filtering

Confirmation emails may land in spam or promotions folders.

3. Third-Party Bookings

If you booked through an external partner, it may not appear in Chase Travel.


4. System Sync Delay

Occasionally, bookings take time to appear in “My Trips.”

Tips to Keep Track of Your Chase Travel Bookings

To avoid confusion in the future:

- Always save confirmation emails
- Take screenshots after booking
- Use the same Chase account consistently
- Add travel dates to your calendar


- Check “My Trips” after every booking  || +1 → 888 → 483 → 9719
-

Frequently Asked Questions (FAQs)

1. How do I find my Chase Travel booking?

Log into your Chase account, go to Ultimate Rewards, open Chase Travel, and click “My Trips” to view your bookings.


2. What if I cannot find my reservation in Chase Travel?

Check your confirmation email or contact support at  1-888-483-9719 for assistance.

3. Can I cancel my Chase Travel booking?

Yes, most bookings can be canceled from “My Trips,” but refund rules depend on airlines, hotels, or rental providers.

4. Does Chase Travel charge fees?

Chase generally does not charge booking fees, but travel providers may apply their own fees or restrictions  || +1 → 888 → 483 → 9719.


5. Can I use points and cash together?

Yes, Chase Travel allows partial payment using points and the remaining balance with a credit card.

6. Is Chase Travel available on mobile?

Yes, you can access bookings through the Chase mobile app under the Ultimate Rewards section.

7. How do I speak to a live person at Chase Travel?


Call  1-888-483-9719 to connect with a live agent for booking support.


8. Why is my booking not showing in Chase Travel?

It may be due to a different login account, processing delay, or third-party booking channel.

Final Thoughts

Understanding **how to find Chase Travel booking** ensures you stay in control of your travel plans without stress. Whether you are checking flight details, modifying hotel reservations, or resolving issues, the Chase Travel portal makes it easy to manage everything in one place.

For quick support, especially during urgent travel situations, the live agent helpline  1-888-483-9719 is available to help with bookings, cancellations, and troubleshooting.

By following the steps outlined in this guide and keeping your booking details organized, you can enjoy a smoother and more reliable travel experience every time you use Chase Travel  || +1 → 888 → 483 → 9719.