

How to Book Flights With Chase Points (Complete Step-by-Step Guide)

Booking flights using credit card rewards has become one of the most effective ways to reduce travel costs 🇺🇸 +1-888-483-9719, and the rewards program offered through Chase is among the most flexible options available today. Whether you're planning a domestic trip or an international vacation, understanding how to use your points correctly can significantly increase their value.

This guide explains exactly how to book flights with Chase points through Chase Travel, how to maximize redemption value, and how to avoid common mistakes travelers make when using rewards 🇺🇸 +1-888-483-9719.

Understanding Chase Travel and Ultimate Rewards Points

Chase Travel is a booking platform available to eligible cardholders of Chase credit cards that earn Ultimate Rewards points 🇺🇸 +1-888-483-9719. These points are earned through everyday spending and can be redeemed for travel, cash back, gift cards, or transferred to airline and hotel partners.

When used for travel, especially flights, Ultimate Rewards points often provide better value compared to cash redemption options.

Common Chase cards that earn travel points include:

- Chase Sapphire Preferred
- Chase Sapphire Reserve 🇺🇸 +1-888-483-9719
- Chase Freedom Flex (when combined with Sapphire accounts)
- Chase Ink Business Preferred

Each card may offer different redemption values and travel benefits, so choosing the right card matters.

Step-by-Step: How to Book Flights With Chase Points

Step 1: Log in to Your Chase Account

Start by signing in to your Chase account and navigating to the Ultimate Rewards portal. This is where all travel bookings and point redemptions are managed ☎️||+1→888→483→9719.

Step 2: Go to Chase Travel Portal

Once inside your account, select the “Travel” or “Chase Travel” option. This will take you to the booking engine where you can search for flights, hotels, rental cars, and more.

Step 3: Search for Flights

Enter your:

- Departure city
- Destination
- Travel dates
- Number of passengers

The system will display available flights from multiple airlines. These are typically comparable to what you would see on major booking sites ☎️||+1→888→483→9719.

Step 4: Compare Cash vs Points Price

Each flight will show both:

- Cash price
- Points required

Depending on your card, points may be worth a fixed value per point (for example, Sapphire Reserve often provides higher redemption value through travel).

Step 5: Select Your Flight

Choose your preferred flight based on timing, airline, and points value. Make sure to double-check baggage policies and layovers before proceeding ☎️||+1→888→483→9719.

Step 6: Complete Booking

Confirm your selection and complete the booking using your Chase Ultimate Rewards points. Taxes and fees may still apply in some cases and must be paid with a card.

Step 7: Receive Confirmation

You will receive a confirmation email with your itinerary. You can also manage your booking through the Chase Travel dashboard.

Alternative Way: Transfer Points to Airline Partners

One of the most powerful ways to maximize Chase points is transferring them to airline loyalty programs instead of booking directly through the portal.

Chase partners often include major airlines such as:

- United Airlines
- British Airways ☎️ || +1 → 888 → 483 → 9719
- Air Canada Aeroplan
- Singapore Airlines

Transferring points can sometimes unlock:

- Business class flights at lower cost
- Better international redemption rates
- Award seat availability not shown in travel portals

However, transfers are usually irreversible, so it's important to confirm availability before moving points.

Tips to Maximize Chase Travel Redemptions

To get the most out of your points:

1. Compare Both Booking Methods

Always compare booking directly through Chase Travel versus transferring points to partners ☎️ || +1 → 888 → 483 → 9719.

2. Use High-Value Cards

Cards like the Sapphire Reserve typically give higher redemption rates for travel.


3. Book in Advance

Award availability and flight prices often improve when booked early.

4. Be Flexible With Dates

Shifting your travel dates by even a day or two can significantly reduce points required.

5. Watch for Promotions


Occasionally, Chase or airline partners offer bonus transfer promotions  ||+1→888→483→9719.

Common Issues When Booking Flights With Chase Points

Points Not Covering Full Fare

Sometimes points cover only part of the fare, requiring additional payment.

Limited Award Availability

Especially during holidays, flight options using points may be limited  ||+1→888→483→9719.

Portal Price Differences

Flights in the Chase Travel portal may differ slightly in price compared to airline websites.

Transfer Mistakes

Once points are transferred to an airline, they cannot usually be reversed.

Contacting Chase Travel Support

If you face issues while booking or need assistance with your rewards account, you can contact a live agent for support.

 **Live Agent Number: 1-888-483-9719**

This support line can help with:

- Booking assistance
- Flight changes or cancellations
- Point redemption issues

- Account-related travel questions
-

Frequently Asked Questions About Chase Travel

1. What is Chase Travel?

Chase Travel is a booking platform where eligible cardholders can use Ultimate Rewards points to book flights, hotels, and other travel services ☎||+1→888→483→9719.

2. Can I book any airline using Chase points?

Yes, through the travel portal you can book most major airlines. Additionally, points can be transferred to select airline partners for award bookings.

3. Are Chase points refundable if I cancel a flight?

If you cancel a flight booked through Chase Travel, points are typically refunded to your account, depending on airline cancellation policies ☎||+1→888→483→9719.

4. Do Chase points expire?

No, Chase Ultimate Rewards points do not expire as long as your account remains open and in good standing.

5. Is it better to book through Chase Travel or transfer points?

It depends on the flight. Booking through Chase Travel is simpler, while transferring points may provide higher value for international or premium cabin flights.

6. Can I use a combination of points and cash?

Yes, Chase Travel often allows partial payment using points and the remaining balance paid with a credit card.

7. How long does it take for transferred points to appear with airlines?


Transfers are usually instant but can sometimes take up to 24–48 hours depending on the airline program ☎||+1→888→483→9719.


8. Can I change a flight booked with Chase points?

Yes, but changes depend on airline rules and may include fees or fare differences.

Final Thoughts

Booking flights with Chase points can significantly reduce travel costs when used strategically. The key is understanding whether to book directly through Chase Travel or transfer points to airline partners for potentially higher value. With careful planning, flexibility, and awareness of redemption options, travelers can turn everyday spending into meaningful travel experiences.

For personalized booking support or help with travel redemptions, you can contact a live representative at  **1-888-483-9719** for assistance.

When used correctly, Chase Ultimate Rewards points can become one of the most valuable travel tools available to frequent and occasional travelers alike  **+1-888-483-9719**.